

SPORTSESSIONPLANNER.COM

The Worlds Most Advanced **ONLINE**
Complete Coaching Solution



THE CLUB PACKAGE

SportSessionPlanner is
‘the worlds most advanced
online complete coaching
solution’. Since its inception,
SSP have produced an
unrivalled software system
that enables coaches to
easily **produce, manage,
save and share** outstanding
**3D Session Plans, Match
Preparation Documents** and
detailed **High Speed Player
Evaluations and Reports** all
on **one system** ultimately
giving coaches **more time**
on the field with the players.

Introduction	1
The SessionPlanner	2
SessionBuilder™	3
Saved Session Libraries	4
- My Sessions	
- Club Sessions	
- Extras Library	
- Session Library	
Match Day	5
- Match Preparation	
- Match Minutes	
Club Management System	6
- Club Management	
- Manage Members	
- Player Records	
- Manage Extras Library	
Squad Management System	7
- Manage My Squads	
- Manage Events	
- Customisable Reports	
- Instant Reports	
Player Evaluations & Reports	8
How To Join	9

Introduction

Getting the best out of your players is a fine art. As a coach you not only need to identify the what, when, where, who and how of a situation, you also need to be prepared to deal with it effectively.

Planning a training session should be simple to construct, have variation, and have your key learning objectives visible to help you stay on track when coaching your session. Sport Session Planner designed its session planning tool to give you just that.

Most coaches are not IT managers, so when we design our products we design them with the practical coach in mind..... Simple to use, easy layout and logical progressions for building brilliant coaching sessions.

Sport Session Planner.Com Limited, is now recognised as a leading Software provider in the Football/Soccer, Futsal, and Hockey sectors. With three outstanding products, designed to allow coaches to prepare session plans to aid training, prepare for matches and record incidents in the game for analysis, and a player management and evaluation tool that is ideal for academies who need to record the development of their players.

This brochure is designed to give you an insight into our products.







The SessionPlanner

The world's first and award winning 3D and 360° rotating pitch view session planner was conceived in 2011, with two functionalities as the main objective upon launch. Create a system that is simple for coaches to use. Create a tool that could be used for educational purposes too.

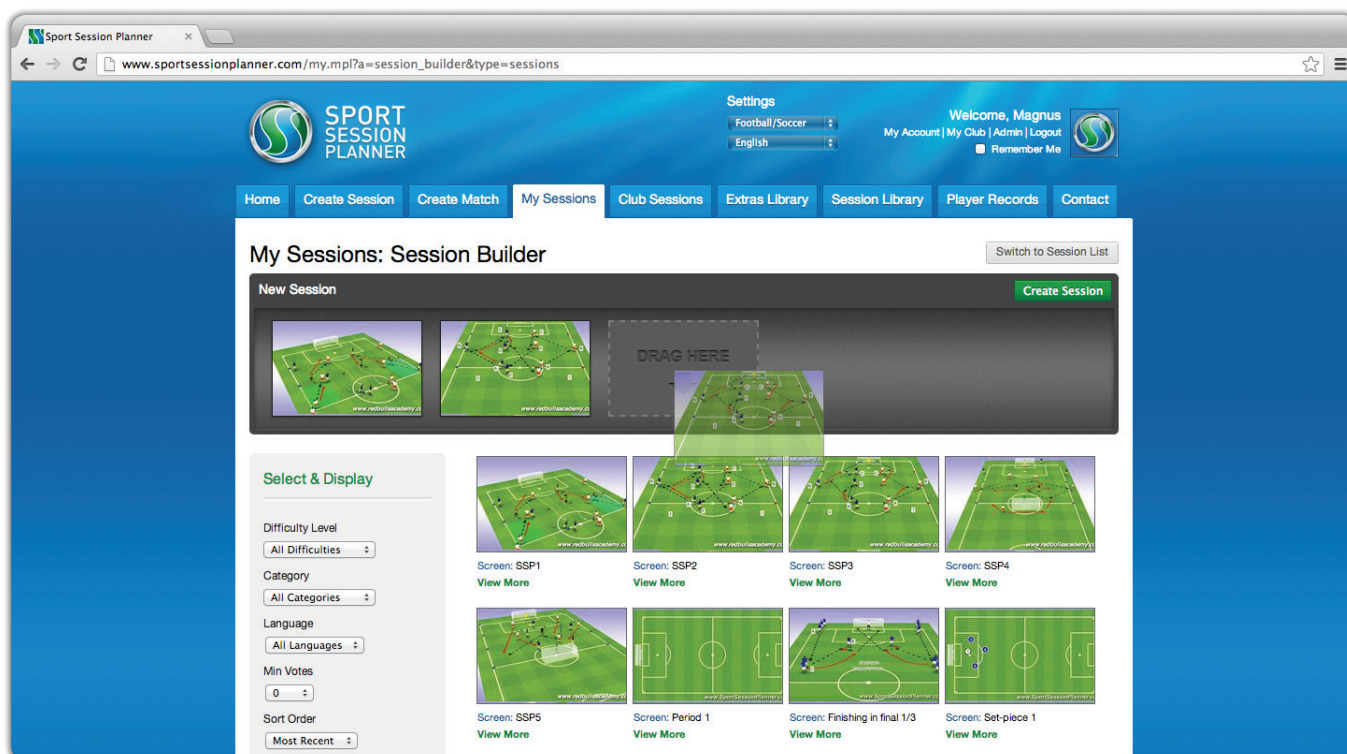
We tick both boxes.

Coaches become addicted to creating sessions using the session planner because of the various ways to bring the session to life.

Cloning players and equipment is easy. As an example, find the player action you require from the left hand box, click and drag onto the pitch. While the player is still highlighted a new set of tools appear below the pitch image. The two square  is a cloning tool. Click the clone button, then pin a player to the pitch, one by one you can add as many players, quickly. Elevate an object—what about a high ball, for volleying or heading? Well no problem, click on your ball, click the Elevate button  and slide the object up to the height you need. Get a real perspective, by viewing from pitch side, and see you player volley or head the ball! These are just two of the features available in Session Planner. Now spin the pitch to view from a different angle. Zoom in to get tighter to the action, or zoom out

to view from a wider perspective. Want to annotate? Well in full screen mode click the scribble pen and add notes for your audience. A brilliant educational feature to aid understanding of the session for your players.

Session Planner is packed with features like this. The real benefit of course is to save you and your coaches time, enabling you to get on the training pitch to deliver the session. So, once you have saved your drill or session, you can print it, or save to PDF, or just put it into your on-line library of sessions.



SessionBuilder™

Coaches will create drill after drill using Session Planner, and linking these drills together to create a specific session has been made very easy using our SessionBuilder™ tool.

SessionBuilder™ allows you to search sessions that have been saved in a category within your library; showing on screen side by side all the sessions you have in your library, saved in that category.

All you need to do now is click on your drill and drag it to the space bar in grey above your drills. Drag up to 7 drills into the bar to create a full session. Hit Create Session and you are then taken back into the edit suite, where you can then give your session a title, and allocate a specific amount of time that you intend to do for each drill. Then click save, and you have in a matter of seconds created a full session, made up of several drills.

That's not it though. What about if you want to personalise any of the drills you dragged into the session? Well you can, once you're in the edit suite you can drag players around, add extra equipment, lines or text, and make the revisions you are looking for.

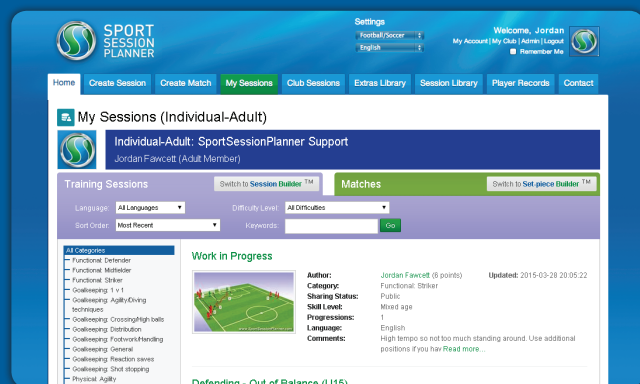
Building a session out of several drills has never been easier. A great time saving benefit for any coach in a hurry to plan and prepare a session, when time is not on their side!

ADDING VIDEO & IMAGES

Adding video or a graphic image to your session plan has never been so easy. Just go to the settings cog, and then click the video and images tool. simply paste in your video or image and save. Now you not only have a session plan, but you have a video clip that relates to your drill, or a photograph. Want to add the session 'thumbnail image' to a presentation? Well you can, in the same edit settings, click the link and your thumbnail image can be stored on your pc/laptop so you can insert it into your own presentations.

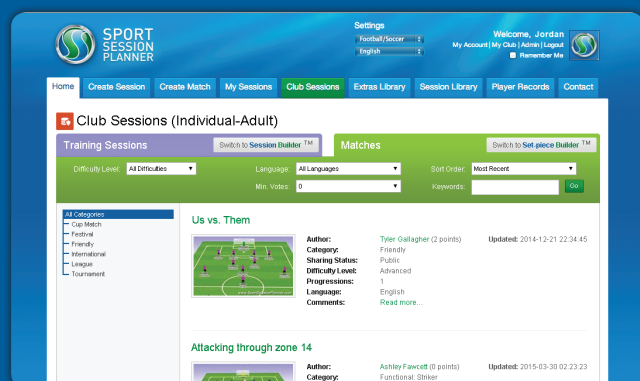
The Libraries

Storing saved sessions is easy with Sport Session Planner. Depending on where you want to save the session, we have given you plenty of choice.



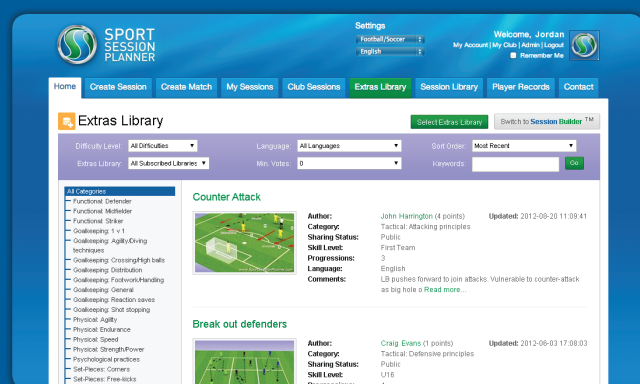
My Sessions

Not finished the session yet, so don't want to put it into the club Library? Well save your session in your private library. Nobody in your club will have access to these sessions, and when you are ready to share with your club coaches, change the location by sharing with Club.



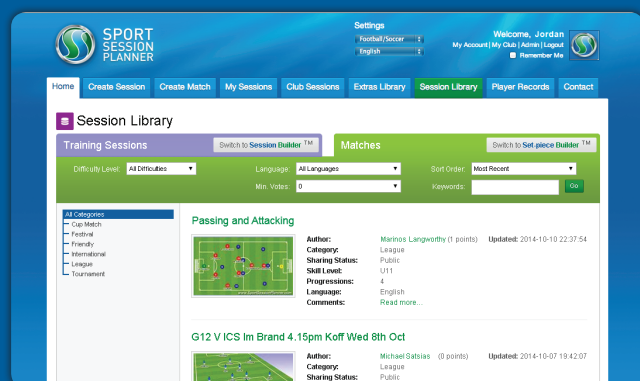
Club Sessions

This is the central place for a Club to host their sessions where their coaches can view the Club curriculum. Clubs can then add to their Library by letting coaches share sessions from their private library. Of course the benefit of having the Club Library on-line is that coaches, full time or part-time, wherever they are located, can view the sessions and prepare for their next training sessions with their players.



Extras Library

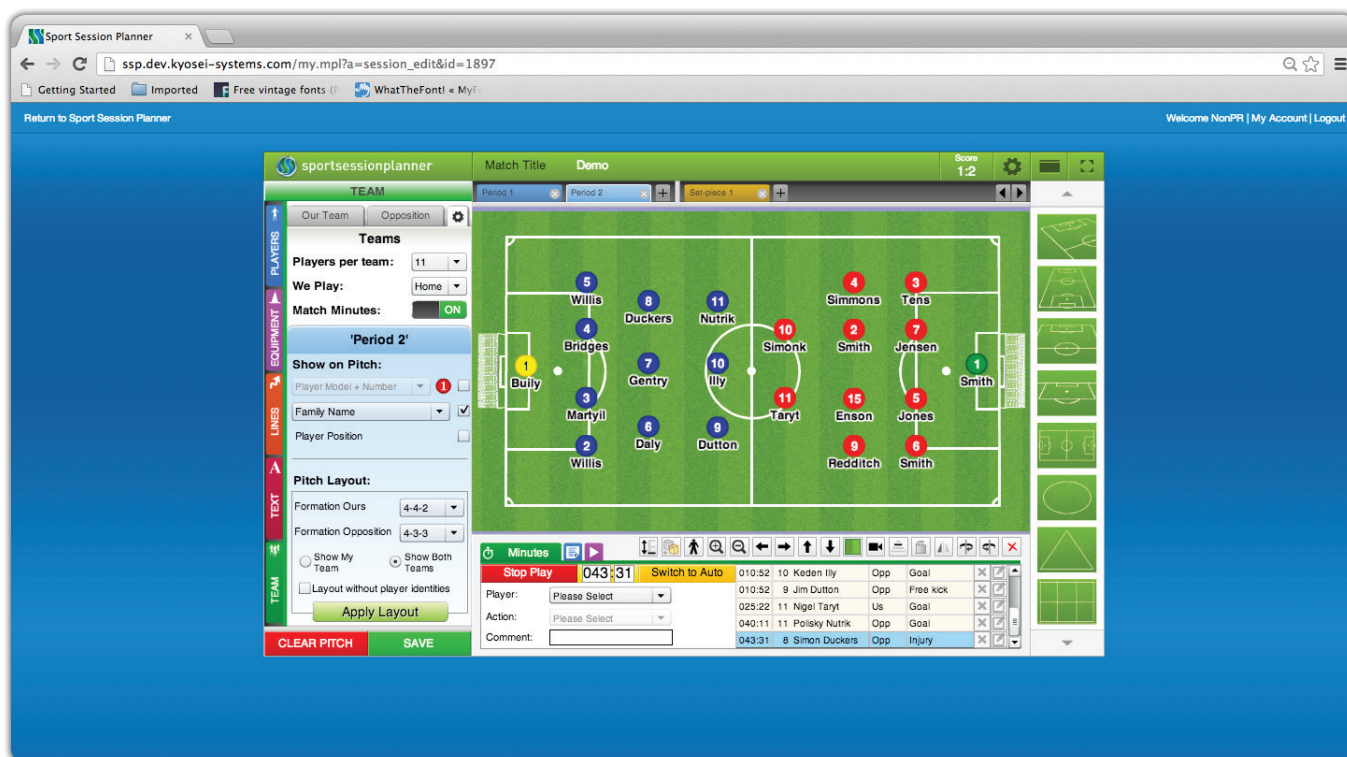
Clubs may have additional sessions that fall outside the Club curriculum. These specialist sessions can be hosted in the Extras Library, making it quick to locate for the coach. The Extras Library can be divided into Club Specific Chapters/ Sub Folders. Examples could be Goal Keeper Sessions, or age specific sessions.



Session Library

The Session Library is a place where all members of Sport Session Planner can choose to make their own created session 'public' and viewable to other members of SSP. Sessions that are shared in this Library can also be cloned, and then brought into a Club or My Library. When a session is Cloned, the original authors details are removed, and the coach doing the cloning will save the session again and give it a new name. A brilliant resource for coaches looking for inspiration. The Session Library has over 4000 shared sessions from members of the Sport Session Planner community

5 Match Day



Match Day

When it comes to your match programme, you always need to prepare for and review each game. Sport Session Planner MATCH DAY is the perfect partner product.

MATCH PREPARATION

MATCH DAY allows coaches to select a squad from our Player Records Squads (if you have that product) or add players to the squad record manually. Select the starting players based on what type of game you are playing (11/9/7/5) allocate substitutes. Select your starting formation from a list of pre-set formations. If you know the opposition's playing formation show this too, and even opposition players names.

MATCH DAY can display the players on the pitch as action figures or discs.

Set up number of periods , this could be 2 x 45, or 3 x 30, or in any combination you desire. You Choose!

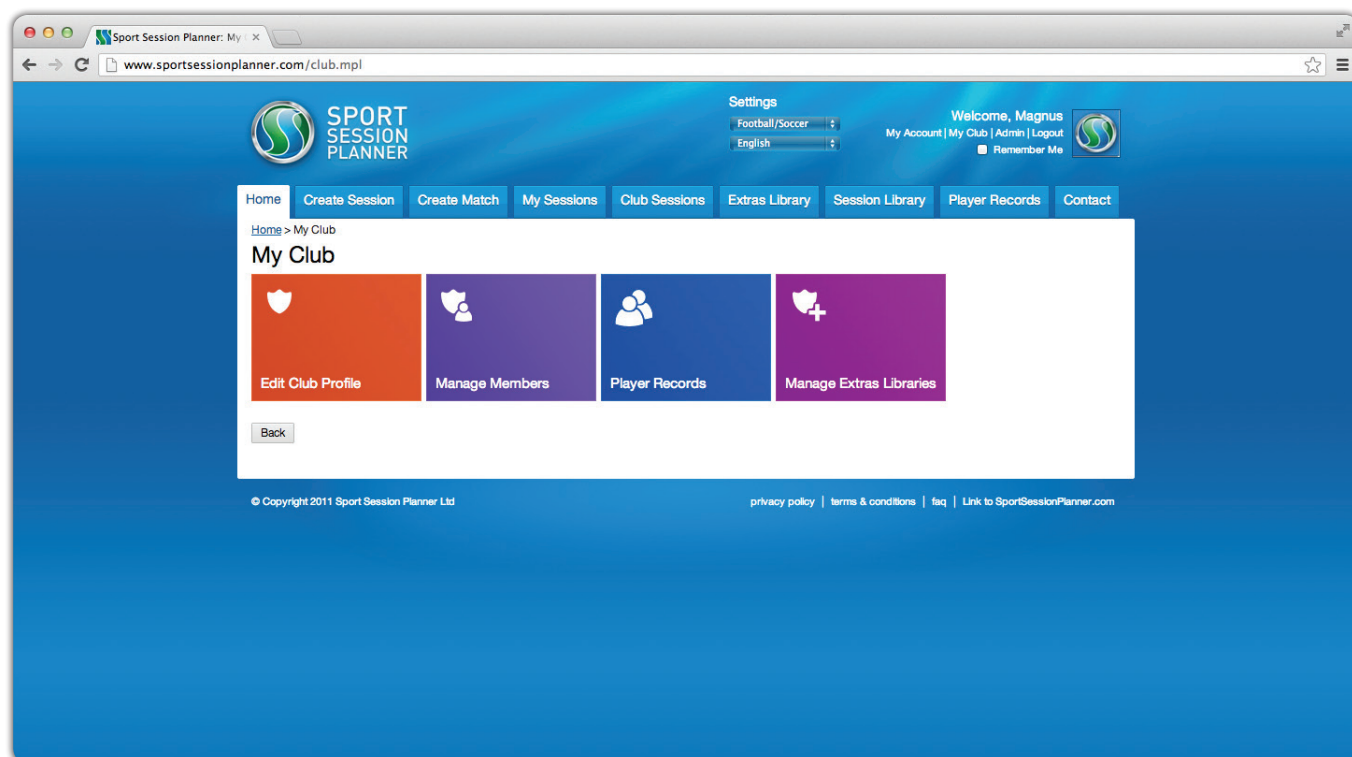
Why not add in some rehearsed set-pieces? Create a set piece as you would with Session Planner, and label them, such as Free-kick 1, or Corner Short! You decide!

MATCH MINUTES

The minutes function can be input manually or run live, with the clock ticking in normal time. The run live format is ideal for when you are reviewing the Match on video, and adding in the events that took place, such as goals, free kicks, corners, red and yellow cards, substitutions.

Add additional comments to the minutes to support the incident, for example, a substitute for an injury to a player, add a note about the injury.

Print or save as a PDF your **MATCH DAY** report and share with your Club. If you are a user of **PLAYER RECORDS**, then the number of minutes each player had on the pitch will go towards his playing records, as recorded in the **PLAYER RECORDS** tool.



Club Management

Running a number of squads? With our Player Management Application you can manage and control all your coaches and players in one place.

This system was originally designed to meet the needs of the Elite Player Performance Plan, and many clubs in England have already taken this product on and are passing their regular audits and safeguarding their Academy Category status.

CLUB MANAGEMENT

Set up and edit your club profile. Add Club colours and Crest, and make the look and feel of the system feel like your own brand.

MANAGE MEMBERS

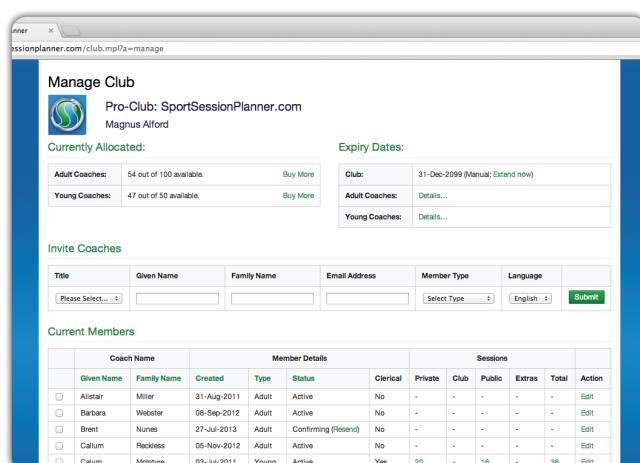
Decide how many coaches you want to access the system, set this up and if a coach leaves the Club then revoke their membership, freeing up a space for a replacement coach.

PLAYER RECORDS


When you need to MANAGE a squad, or squads of players, Sport Session Planner has created a coach friendly system that removes a huge amount of administration. Setting up a squad and allocating a coach or coaches for each squad is simple.

MANAGE EXTRAS LIBRARY

Keeping the club curriculum separate from specialist sessions is simple with the Extras Library. Within the Player Records tab, set up an Extras Library, and allocate all or some your users to view the sessions within the library. Don't clog up your club library, use the Extras Library for specialist sessions, like Goal keeper drills, or even the FA Future Game Drills.



7 Squad Management System



Squad Management System

MANAGE MY SQUADS

We've made it simple to manage your player movements and keep track on where they are. Release a player from a squad or the club, or add a new player to a squad. Player Records makes it easy to manage.

Migrate a squad up an age group for the next season is easy. Just select the age group you want to move and the age group you want it to move to. In two clicks your whole squad has moved to its new age group.

MANAGE EVENTS

Managing an event, whether it is a training session or a match is made simple. The SSP system is all contained, meaning you have one log-in, and you can access your training sessions, match day data, and link back to your playing squads. Record events that add to the players 'performance clock' and 'attendance records', and build up an accurate database of how your club or academy is developing its players.

CUSTOMISABLE REPORTS

Now you can track back over the past six or twelve weeks with ease (you type in the dates you want to see a report between) and let the system scoop the data together and present it in a

format that is clear and easy to understand. Then add in your final summary comments and present your report to your player and parents/guardians. A professional looking report, that players and parents will value, and coaches will love to produce.

INSTANT REPORTS

Need to see quickly the Clubs records for Training and Attendance records. No problem. Type in the reports dates and the system will provide and excel report showing all training sessions, for all squads, or all attendance records for each player in each squad.

A screenshot of the 'Manage My Squads' section in the SSP system. It shows a 'Player List' table with columns: ID, Given Name, Family Name, Date Of Birth, Signing Date, Status, Clock Total, and Actions. The table contains 18 rows of player data. Above the table, there are buttons for 'Add New Player', 'Add Existing Player', 'Duplicate Player', and 'Release Player from Squad'. A 'Select Squad' dropdown menu is also visible.

ID	Given Name	Family Name	Date Of Birth	Signing Date	Status	Clock Total	Actions
00000001	Chris	Jones	04-Jan-1995	---	Trialist	51 Hrs	Edit
00000002	Hector	Rodriguez	10-Dec-1994	---	Trialist	53 Hrs	Edit
00000003	Andi	Ye	07-Mar-1995	---	Trialist	52 Hrs	Edit
00000004	Fiori	Chen	01-Jul-2004	---	Trialist	44 Hrs	Edit
00000005	Magnus	Alford	14-Feb-1995	04-Jul-2012	Signed	30 Hrs	Edit
00000006	Sharif	Youssef	03-Jul-2012	---	Trialist	35 Hrs	Edit
00000007	John	Evans	06-Jul-2004	---	Trialist	21 Hrs	Edit
00000008	Jamie	McElwaine	07-Jul-2004	---	Trialist	28 Hrs	Edit
00000010	Jim	Evans	01-Jul-2004	14-Jul-2004	Signed	11 Hrs	Edit
00000011	Sam	Jones	06-Jul-2004	---	Trialist	35 Hrs	Edit
00000012	mike	willis	09-Jun-2004	---	Trialist	31 Hrs	Edit
00000340	Magnus	test	07-Jul-2003	10-Jul-2012	Signed	0 Hrs	Edit
00000501	chris	smith	16-Jul-2001	---	Trialist	1 Hrs	Edit
00000555	chris	salcido	07-Mar-1990	07-Mar-1990	Signed	37 Hrs	Edit
00000632	Michael	Owen	15-Aug-1996	30-Aug-2012	Signed	1010 Hrs	Edit
00000633	Nick	Harrison	14-Sep-2003	30-Aug-2012	Signed	104 Hrs	Edit

Player Evaluations & Reports

Get into a good habit of evaluating your players, either daily or weekly, for training events or matches. This simple to use system links your training session or match, lets you add the date and squad of players attending, then you provide both a score and general evaluation comments on how they performed in the session or match. A fantastic report function that takes minutes to complete, saving coaches many hours during the course of a season.

Clubs often review a players progress every six or twelve weeks. Some academies do this Monthly. However you decide to report back to your players, we've created the ability to create the report outline, showing statistics of hours and minutes in training and attendance records. All you need to do is add your words about the player. And to make that helpful you can click a link to each individual evaluation you've carried out and review the players objectives and general evaluation comments.

Want to show scores or comparison graphs against the rest of the squad? Well you can choose to have this option ticked, so the report shows the information, and leave the tick box blank and not show this in the report.

Add in your final summary comments and present your report to your player and parents/guardians. A professional looking report, that players and parents will value, and coaches will love to produce.

How to Join

Joining the many thousands of coaches and hundreds of clubs is easy. Private individuals can register and pay their account on-line, by going to www.SportSessionPlanner.com and click the link 'Become a Member'. For Club enquiries, you simply need to email us via enquiries@sportsessionplanner.com. We have Sales Managers throughout the world, and your enquiry will be directed to the most appropriately located Sales Manager.



UK and International

T: +44 (0)1244 458 455

T: 0845 591 5701

Address: Harlequin Cottage, Lakeside Mews, Rake Lane,
Chester, Cheshire, CH2 4DB, United Kingdom

N.America / Canada

T: +1 647 724 5213

Address: 225 Sherway Gardens Rd,
Unit 1104, Etobicoke, Canada, M9C 0A3

www.SportSessionPlanner.com